

exploring the boundaries between art en design



MIZU I



MIZU II

MIZU

SIDE TABLE

PRODUCT SPECIFICATION

SPECIAL SIZES/RAL COLORS ON REQUEST

- **TABLE TOP:** Powdercoated lasercut steel 6mm. on stacked steel discs 8mm.
- **CENTRAL LEG:** Lower part; powdercoated steel with shaped steel button.
Upper part; adjustable stainless steel.
- **ROUND BASE:** Powdercoated stacked steel discs 6mm. with adjustable feet.
- **COLOR:**

Mizu I	Top, Ral 1036 Pearlgold.	Leg & base	Manganese Mat.
Mizu II	Top, Ral 1035 Pearlbeige.	Leg & Base	Manganese Mat.
- **WEIGHT:**

Mizu I	21.5 kg.
Mizu II	18.5 kg .
- **DIMENSIONS:**

Mizu I	Cross-section; 480 mm. Height adjustable from 420 till 620 mm.
Mizu II	Cross-section; 380 mm. Height adjustable from 420 till 620 mm.


OPTIONAL

OUTDOOR VERSION

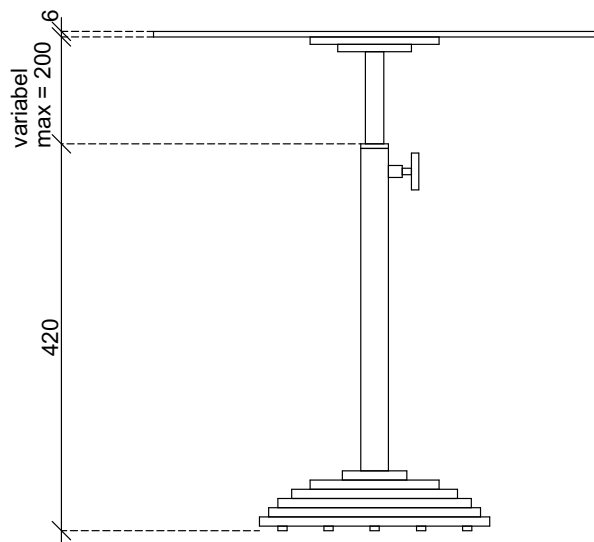

Mizu I & Mizu II are also available in an outdoor version, treated with an shoop metal spraying process and powdercoated in every RAL Color.

OVERVIEW AND DIMENSIONS

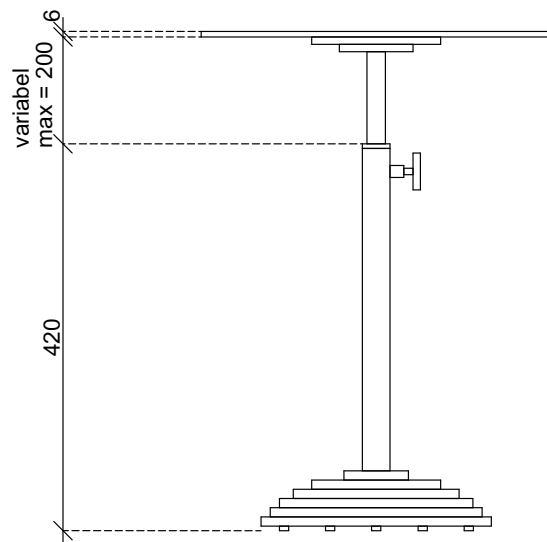
∅ 480



∅ 380



MIZU I



MIZU II

